

Goal : Enable non-technical builders (founders, PMs, marketers, students) to confidently bring their AI apps or automation ideas to life by generating, testing, and shipping with zero coding.

Key Stats

The total value of the UI/UX design market is to be around **\$4.06 billion dollars** projected growth to be **4.9 billion dollars** (2025)

The AI-dev market is rapidly shifting from code-assist tools to autonomous app-building agents, driving a projected 45% CAGR toward a \$50B market by 2030.

Market Research Insights

- **64%** of users believe no-code will replace traditional dev for many use cases.
- **60–70%** of AI apps built by non-developers (Zapier, Bubble, Replit data).
- **800%** jump in AI investment post-ChatGPT; tools like Lovable riding this trend



Platform	Focus Area	What They Do Best	Gaps Relevant to Lovable
Replit AI	Full-stack AI coding	Fast generate+run, great logs	High complexity for non-coders
Bolt AI	Next-gen code-gen	Ultra fast model-powered app builds	Steep learning curve, weak templates
Bubble	Visual no-code apps	Mature workflows, deployment	Slow for beginners, template overload
Emergent AI	Rapid AI workflows	Simple automations	Limited customization

Where the Market Falls Short - Insights from Analysis

- **Lack of End-to-End Execution Flow** – Most platforms provide templates or UI editors but fail to offer a seamless, guided flow from idea to live deployment, leaving users confused about .
- **Unclear Next Steps After Exploration** – Users interact with templates or tutorials but lack clear guidance on what to do next—whether it's configuring APIs, testing output, or deploying. This uncertainty stalls momentum and leads to incomplete builds.



Actors




community contributors



AI Startups



Students



PMs



designers Teams

User Research

Hypothesis ?

Platform limitations — once app grows a bit (complex logic, integrations, data), no-code/AI-builders hit a ceiling and users abandon the attempt before deploying.

AI repair/delete” fatigue — Users avoid deploying because AI-generated or AI-auto-fixed code breaks unexpectedly or unpredictably.

Over-consumption of credits for debugging/non-productive tasks discourages attempt to deploy.

Users with zero technical background get overwhelmed — even “no-code + AI” still leaks complexity when errors / custom logic / data flows arise.

Secondary Research Findings

Key User Needs

- Clear, guided path from template → configure → test → deploy.
- Safe space to test apps without real API keys.
- Confidence-building feedback (validation → “You’re ready to deploy!”).
- Minimal choices (3 recommended edits, not 30).
- Proof + Share to showcase deployed apps easily.

Survey

76% rated their confidence to deploy at $\leq 3/5$

68% said they “just explore templates for ideas”

54% got stuck during configure → test

78% said they would ship more if guided step-by-step

Interview Results

1

What usually stops you from deploying

I’m unsure what exactly I need to do.

2

What would help you actually deploy your first app?”

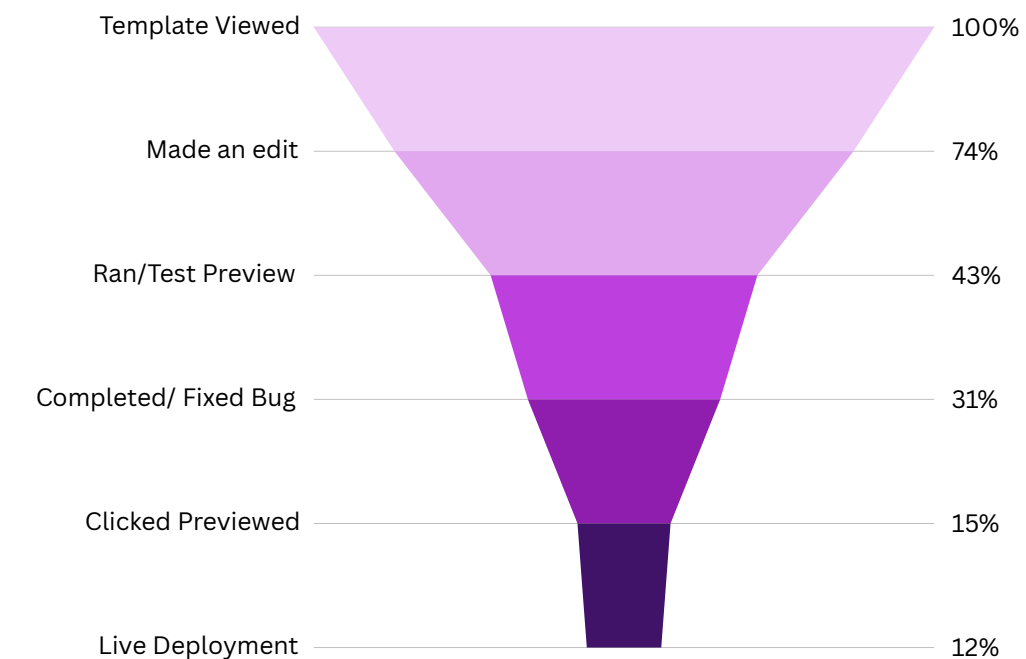
If Lovable just told me ‘You’re ready to deploy

3

“Why do you abandon the flow after previewing or testing your app?”

The preview usually shows something broken I don’t know how to fix

Quantitative Evidence: The Funnel Leak



Dominant motivations:

Curiosity & personal growth – ~50% of responses mention exploring and learning new things out of interest

Job/career requirement – ~40% say they visit for work-related or upskilling needs

User Persona

Target Segment

First-time AI Builders & Workflow Automators, shipping personal/side-project tools

Who?

Early-career professionals (21–35 years), freelancers, operators, PMs, creators and founders who want to build AI apps or automations quickly without deep coding knowledge. Users span IT, marketing, design, operations, product, and small business roles.

Why?

They frequently use AI tools at work but lack a structured, confidence-building workflow for building & deploying functional apps. Most are in the “exploration → building” stage and need clarity, safety, and guidance to move past fear of deployment

Highest pain point intensity: *Fear of errors, misconfigurations, and “breaking something” during test or deployment.*

High urgency: *Users want fast prototypes, workflow automations, or mini-tools to solve daily tasks or validate ideas.*

High retention value: *Once a user successfully deploys their first Lovable app, they tend to build iterative improvements and additional tools—creating a long-term, compounding usage loop.*



Rohan

Male, 28 years, Pune, Marketing & Ops Associate

Has limited technical background. Uses AI for content, reporting, and workflows but avoids coding entirely

Pain Points

Testing produces errors he can't interpret. Not sure when an app is “ready enough” to publish internally.

Needs

*Simple onboarding with auto-filled sample data for testing.
Flexible, no-pressure structure allowing one-click testing.
A validation report that explains errors in plain English.*

JTBD *Give me simple, trustworthy tools that let me build and deploy helpful mini-apps without technical stress.*

Impact Estimation

*Global “AI app builder + automation” user base ≈ 90M potential creators. ~30–35% are lightly technical / non-technical builders → ~27–30M users.
Roughly 20–25% actively attempt to build small apps, 6–8M targetable users..
Capturing even 0.5–1% → 35k–80k active builders. potential paying base → \$1.4M–\$4.8M*



Aditi

Female, 27 years, Bangalore, Product Manager

Comfortable with prompting but not confident with API keys or debugging. Wants to automate repetitive tasks & prototype PM ideas

Pain Points

*Unsure which parts of the generated app are safe to change.
Errors during preview/testing are confusing and break momentum.
Deployment feels risky—no clarity if app is stable or secure*

Needs

*A structured, step-by-step building flow with clear explanations.
Auto-validation before deploy to confirm everything works.
A safe testing space (mock mode) without real API keys.*

JTBD *Give me a guided, confidence-building way to turn templates into working, deployable apps.*

Problem Framing

What is the true problem?

Users exploring Lovable templates feel overwhelmed by configuration steps and lack clarity and confidence on how to turn AI-generated projects into functional deployed apps. This leads to fear, stalled progress, abandoned builds, and extremely low deployment rates.



Who is facing the problem?

Early-stage builders aged 21–35, globally, **lightly technical**, motivated to automate tasks or build small tools, but limited by debugging, API keys, and deployment uncertainty.



What is the value generated For Users?

Clarity & Confidence

Users clearly understand what to fix and feel safe deploying their app.

Faster Builds

Guided steps reduce friction and help users reach deployment quickly.

Safe, Predictable Deployment

Sandbox tests and validation ensure apps work correctly before going live.

How do we know it's real?

- **High drop-off** between Preview/Test (**43%**) → Config Completed (**31%**).
- Community threads show confusion around errors, API keys, and missing steps.
- **50–60%** of projects never reach deployment.
- **Competitors** like Zapier/n8n have strong logs → lower abandonment.

Why should we solve this problem now?

AI app building is exploding. There are Limited tools that handholds users from template → deploy. Competitors focus on **generation**—not completion. Solving this unlocks activation, success stories, and retention loops



What is the value generated For Users?

Higher Activation

More users move from template browsing to successfully deploying an app.

Better Retention

Once users ship one app, they return to build and improve more.

Organic Virality

Public proof pages from deployed apps attract new users automatically.

Increased Revenue

More deployments lead to higher compute usage, Pro upgrades, and marketplace activity.

Ideation

Scope of MVP

- Build a guided, confidence-boosting app-creation companion inside Lovable that removes the overwhelm of “How do I turn this template into a real app?”
- It provides step-by-step guidance, safe sandbox testing, and AI-powered validation so users can confidently configure, test, and deploy their app without fear or confusion

Core Outcomes of MVP

- Users can confidently answer “Is my app ready to deploy?” without confusion or fear of errors.
- Users are not only shown what to edit but can test safely with sandbox data and fix issues instantly using AI-driven explanations.
- Users experience a structured, less overwhelming journey from template → configuration → testing → deployment compared to other AI app builders.

Feature	R	I	C	E	SCORE	What it does
AI Validation Report	5	5	3	2	37.5	Checks the app for issues and gives a readiness score
Guided Build Mode	5	4	4	5	20	Guides users through template setup step-by-step.
Test Data Sandbox	5	4	4	5	16	Lets users test the app safely with mock data
Secrets Wizard	4	4	4	3	21.3	Helps users securely add and manage API keys.
Deploy Preview Page	4	4	3	3	16	Shows a live preview before deploying.
Proof Page Enhancements	3	4	3	3	12	Creates a clean public page to showcase the app

Key Features

- Guided Build Flow (Step-by-Step Template Completion)
- Safe Sandbox Mode for Testing with Mock Data
- AI Validation Report & Deployment Readiness Score
- One-Click Deploy + Automatic Public Proof Page



Solution

How It Works

Why This Flow Is Ideal

1. Reduces drop-offs

Users no longer quit because of errors or confusing editor workflows.

2. Saves credits

Sandbox + validation prevent repeated regenerations.

3. Supports non-coders

Clear explanations and one-click fixes help anyone succeed.

4. Boosts activation & publish rate

More users reach the “deployed app” milestone.

5. Strengthens Lovable’s position

Provides a beginner-friendly experience competitors lack.

6. Lowers support burden

Fewer bugs, fewer questions, fewer frustrations.

1. Generate Lovable creates the first version of your app from your prompt or template.

2. Configure Set the app name, branding, and icon quickly before testing.

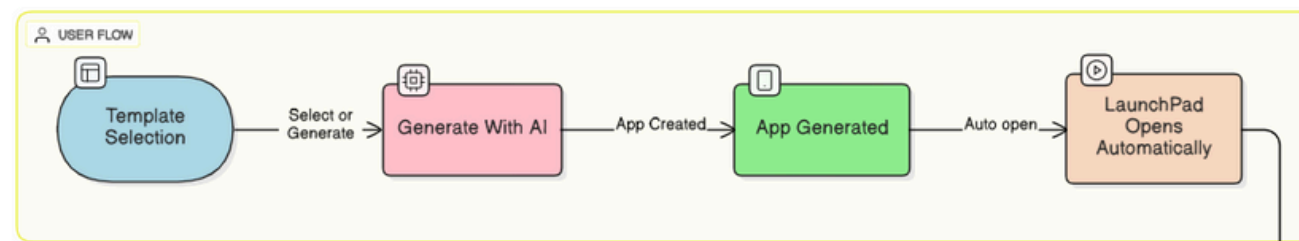
3. Sandbox Test Run the app safely with mock data and view live logs without using real APIs or credits.

4. Validate AI checks navigation, component wiring, schema issues, and forms – and gives an easy-to-read report.

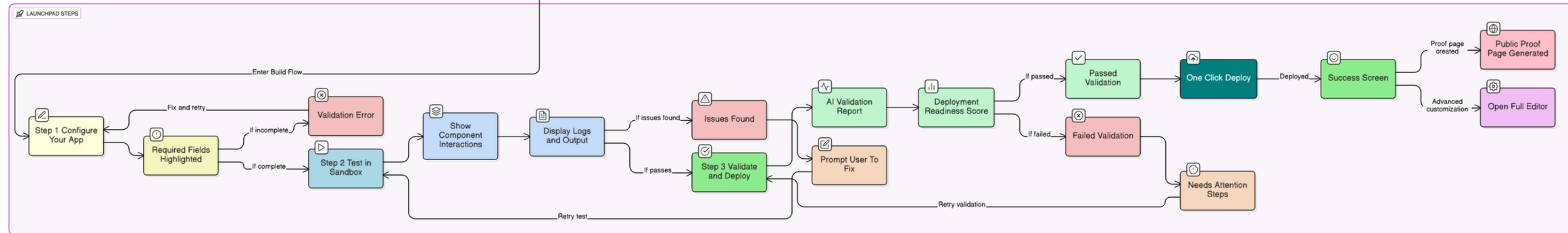
5. Fix AI explains issues in simple language and offers one-click fixes for non-coders.

6. Deploy & Share

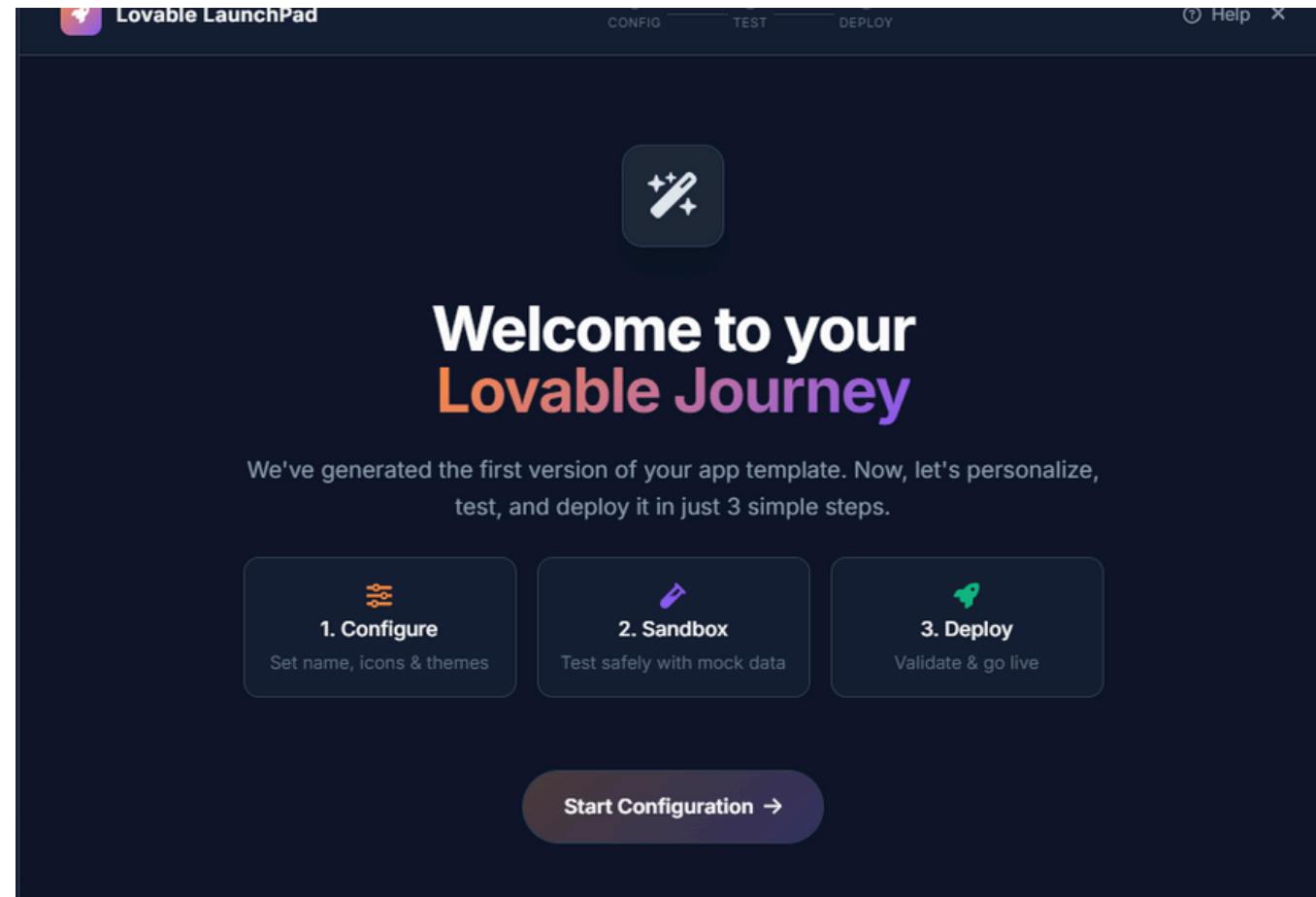
Deploy in one click and get a public proof page to share or showcase.



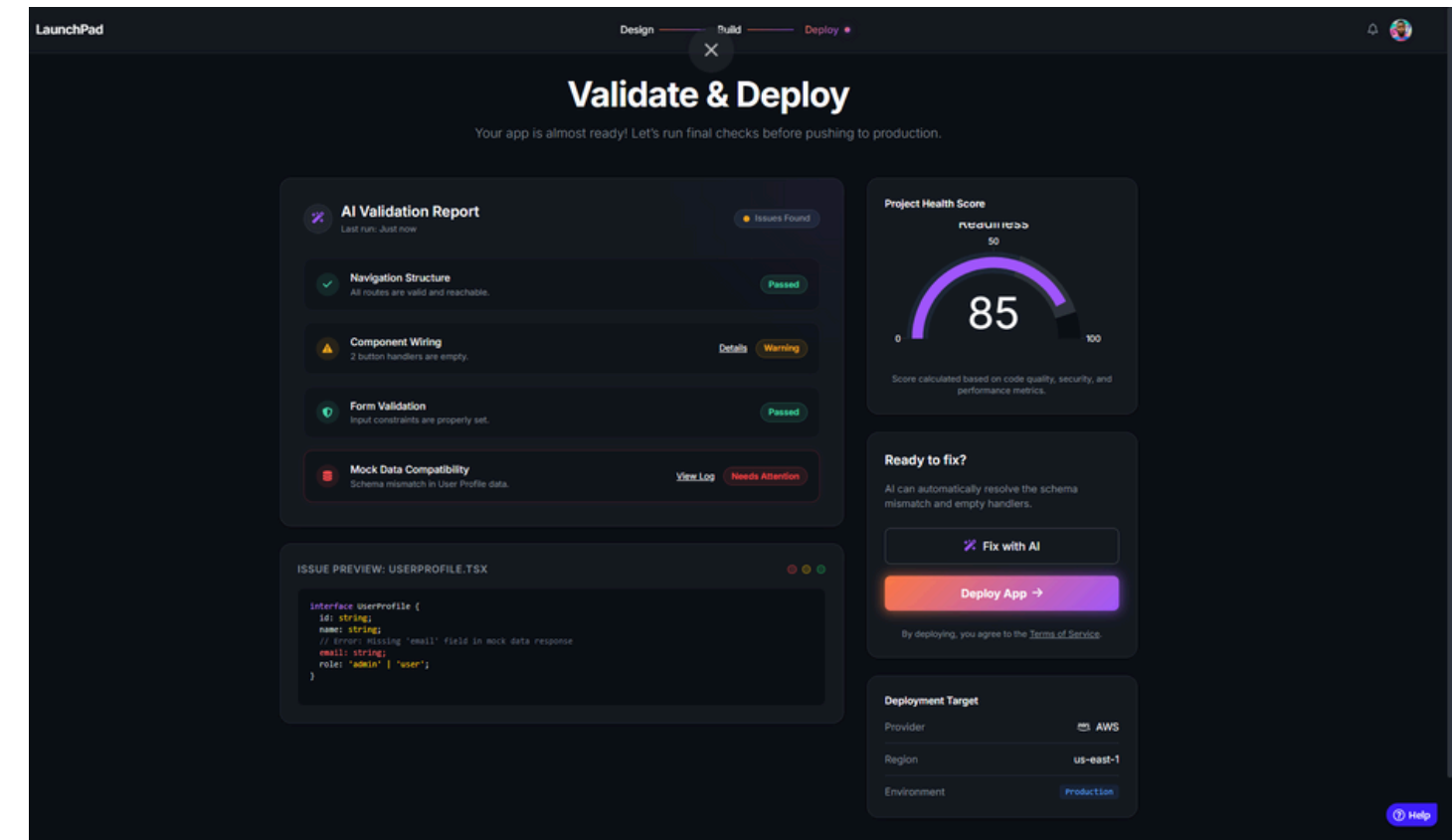
User Flow 



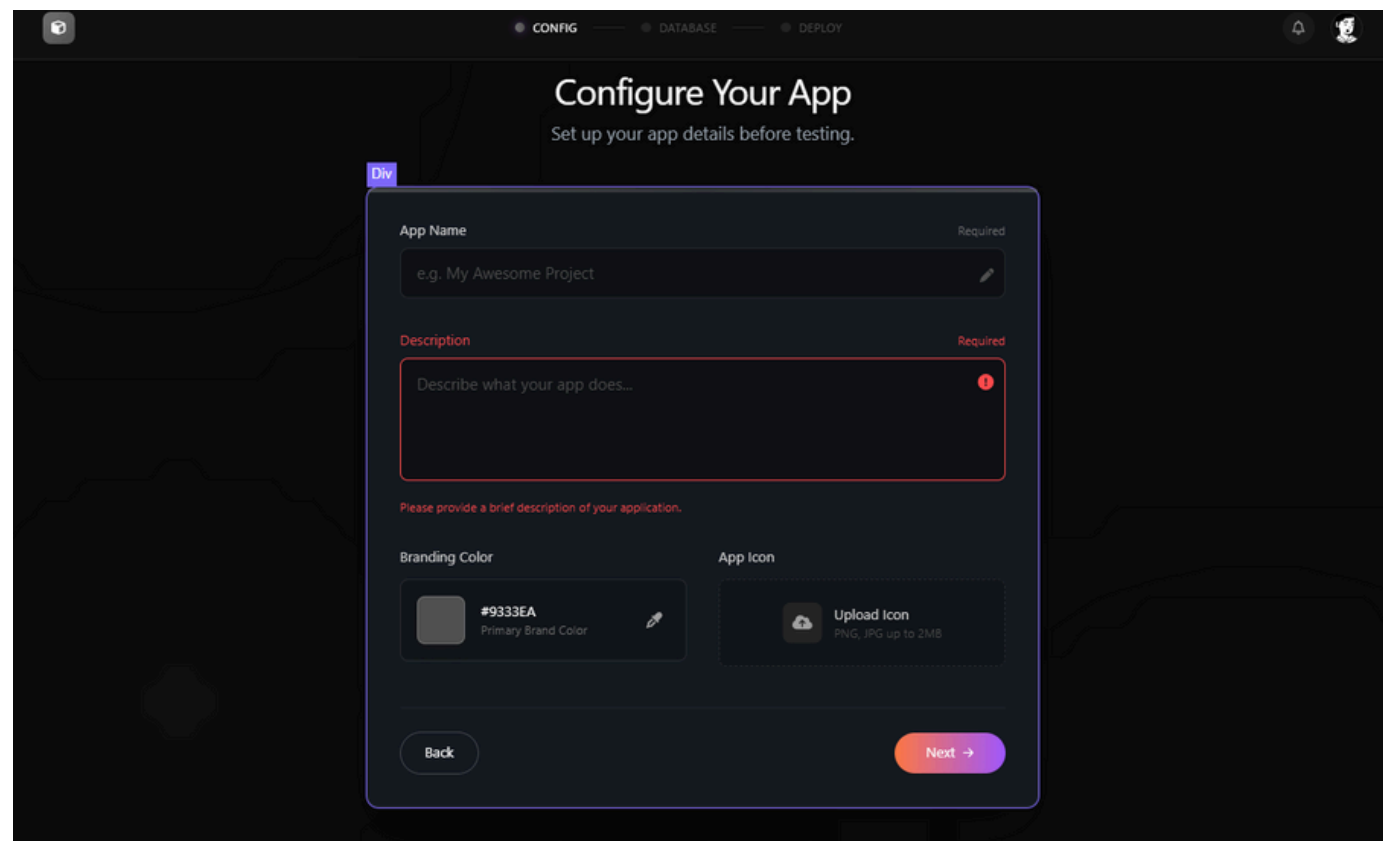
Removes confusion and overwhelm by clearly showing what happens next, creating motivation and clarity before entering the builder



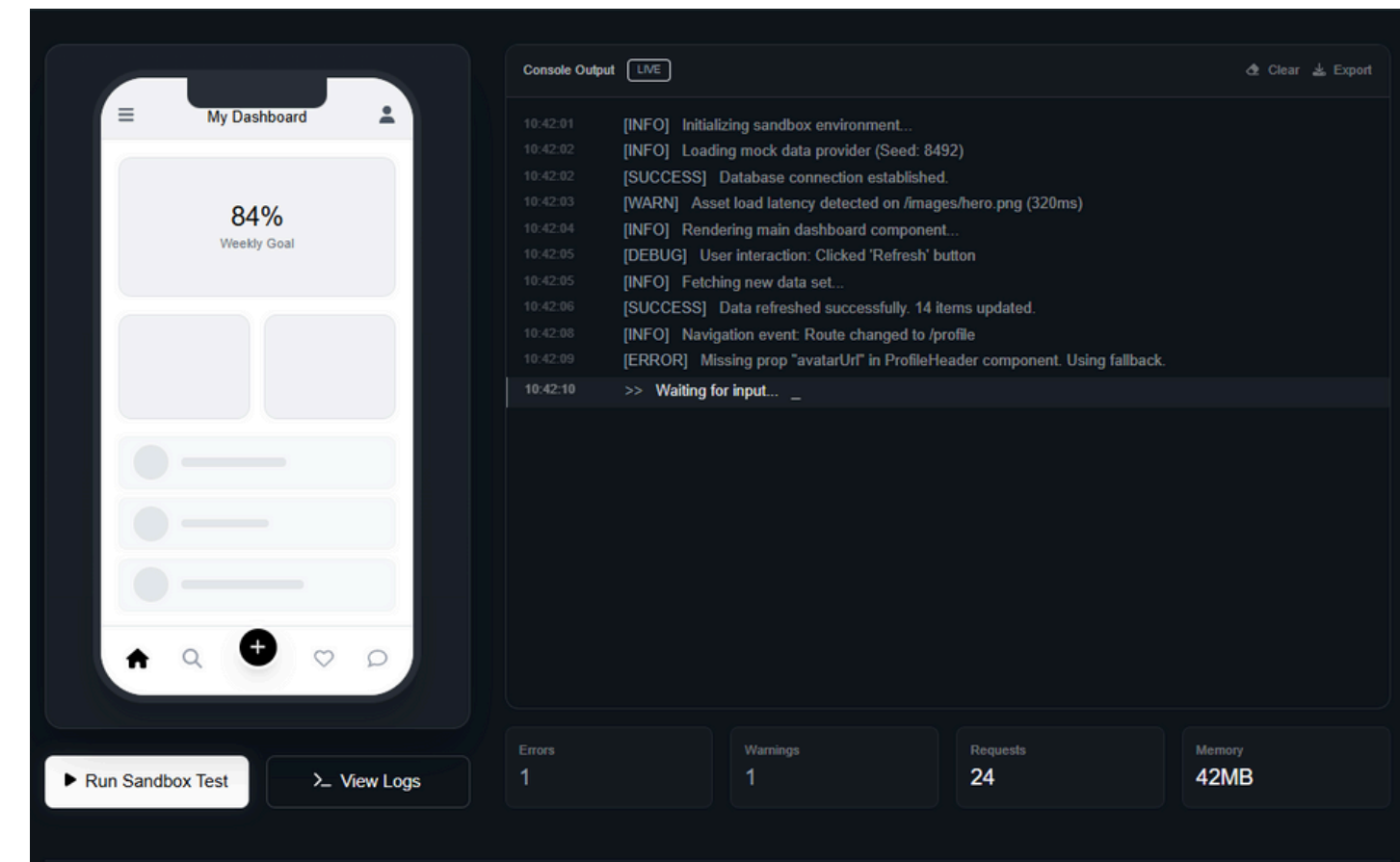
Delivers a final confidence boost by transparently showing what works, what needs attention, and enabling fast deployment with minimal risk.



Ensures the app has the necessary metadata, branding consistency, and clarity before moving into functional testing.



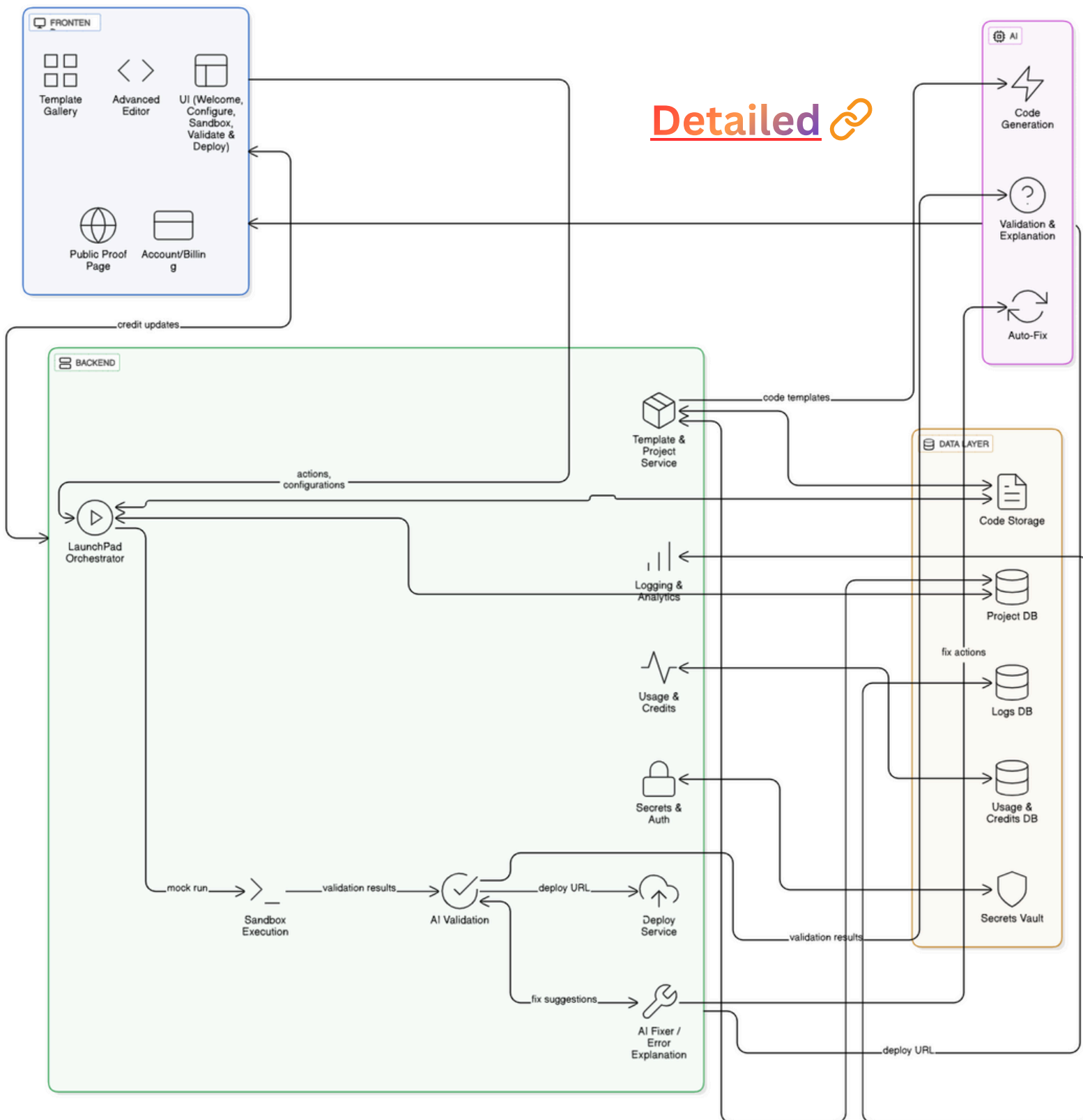
Gives users confidence by showing how their app behaves before real deployment, reducing friction, regeneration loops, and fear of "breaking something."



System Design & Metrics

NSM : Percentage of users who successfully deploy a working app within 24–48 hours of template selection.

Why : Captures the core promise of Lovable LaunchPad – helping users ship confidently, not just generate drafts.



	Metric	Definition	Why It Matters
Leading Metrics	Template → LaunchPad Start Rate	% of users who start LaunchPad after editing template	Indicates clarity of next steps; predicts activation
	Configuration Completion Rate	% completing Step 1	Early commitment signal
	Error Resolution Success Rate	% of errors resolved via AI autofix	Users can fix issues easily with no coding experience.
Lagging Metrics	Validation Pass Rate	% of projects passing all critical checks.	Measures app readiness
	Activation Rate	% who deploy at least one app within 48 hours.	measure of successful onboarding.
	Retention (D7/D30)	% returning to build or deploy after 7 & 30 days	Reflects long-term value
Guardrail Metrics	Editor Bounce Rate	% leaving immediately after opening advanced editor	Prevents overwhelm
	Sandbox Error Spike	Unexpected increase in sandbox errors	Detects template issues.
	Credit Burn Rate	Avg. credits used per session.	Prevents overuse frustration
	AI Fix Overwrite Rate	% of autofixes that break components	Protects app quality

Risk, Impact & Mitigation

Monetization Flywheel

Activation → Deployment → Habit → Payments → More Templates → More Users

LaunchPad increases activation → more users publish → more users hit limits → more users upgrade → more creators join → more templates → more activation.

This repeats infinitely.

Freemium → Activation → Paywall Model Free Tier:

Template gallery

1 project

Basic LaunchPad flow (Configure → Sandbox → Validate)

Zero-credit Sandbox tests

1 deploy per month

Basic AI fixes (limited severity)

Why it works:

Removes early friction and ensures new users reach the “Aha!” moment of seeing their app live.

Risk

*AI Mis-Fix /
Wrong Auto-Fix*

*Sandbox False
Positives*

*Too Much
Guidance (“Hand-
Holding Fatigue*

*Credit Drain
Anxiety*

*Non-Coder
Overwhelm*

*Slow
Test/Deploy
Times*

Impact

*Users get new errors after
clicking “Fix with AI,”
lowering trust in
LaunchPad*

*Sandbox catches “fake errors”
due to mock data mismatch →
unnecessary friction.*

*Power users feel
slowed down → skip
LaunchPad entirely.*

*Users fear steps will
burn credits → avoid
testing or deploying*

*Even simple warnings
confuse beginners,
leading to drop-offs.*

*Users think the
product is laggy →
higher drop-off*

Mitigation

*Add versioned fixes, confidence
scores, rollback option, and
require user confirmation before
applying structural changes.*

*Improve schema mapping,
add “Ignore & Continue”
option, and run a dual-pass
validator (mock + live-safe).*

*Add “Quick Mode” toggle for
advanced users + adaptive UI
that hides steps after
success patterns.*

*Keep all LaunchPad steps
zero-credit, add “This
step costs 0 credits”
badges, and show credit
usage preview.*

*Use plain-language
explanations, severity labels,
sample fixes, and a “Fix
Everything” one-click option.*

*Add progress indicators, async
processing, background compilation,
and notify when done.*